




# Wing Village Hall

Operating Instructions for Ecomax 502S Undercounter Dishwasher.


**Before you start.**

**Please ensure all solid matter has been removed from the dirty plates.**



## Start Up

1. Ensure mains power is **"ON"**.
2. Check chemical levels.
3. Check water softener, top - up salt as required.
4. Check filter and strainer are in position.
5. **SWITCH ON** machine at front power button.



## Tank Filling and Water Heating

1. Tank will fill with water and the **GREEN** light next to power button will **FLASH** while this is taking place. It is not yet ready, and could take 20 Minutes.
2. When **GREEN** light goes **STEADY** machine is ready to operate.
3. Open the door and slide out the Basket.



## Loading Dishwasher

1. Slide the loaded basket into the machine.
2. Close the door.



## Program Selection

1. Press Button 1 or 2 for desired wash cycle.
2. The adjacent **GREEN** light will change from **STEADY** to **FLASHING** whilst the wash cycle is in operation.



## Unloading the Dishwasher

1. When the **GREEN** light goes steady the wash cycle is complete.
2. Open door.
3. Slide basket out and leave to air dry.
4. If the dishwasher is not going to be used immediately close the door leaving a **1" gap** to retain water heat.

See over for even more instructions




# Wing Village Hall



## Drain Down and Cleaning

1. Press and hold **DRAIN** button for **3 seconds**, **GREEN** light will come on when the drain programme is activated.
2. When drain is complete **GREEN** light and machine will **GO OFF**.
3. Proceed with Daily, Weekly cleaning procedures.



## Salt Replenishment

1. If the **SALT** light comes on wait till cycle is completed then proceed as below.

*If the salt is not replenished the machine will quickly start to scale up and become ineffective.*



1. Remove the screw-on cap located at the back right side and, using a funnel, replenish with no more than **2Kg of SALT**.
2. Note. When the **RED** light adjacent to the curved symbol is illuminated the machine is **"regenerating"** and operation can continue.

These are abbreviated instructions, if anything is not clear to you please consult the full manual which is stored near this machine.

**This is an expensive machine. If you have any doubts about its operation please DO NOT USE IT.** The appointed person for this machine is **SARAH O'BOYLE** the hall Booking Clerk, who should be able to answer any questions you have.

Tip; Rinsing the plates in the sink would be a good way to prepare the crockery for washing.

Salt and other materials needed for running this machine are stored.